











(Mechano)chemical modification of polyvinyl chloride with azole-based drugs

Eman S.A. Al-Sammarraie ^{ab} , Wahab A.K. Al-Ithawi ^{ab} ,
Artem V. Baklykov ^{ac}, Vadim A. Platonov ^a , Aqeel M.K. Altobee ^a,
Nikita S. Glebov ^a, Albert F. Khasanov ^a , Igor S. Kovalev ^a ,
Igor L. Nikonov ^{acd} , Dmitry S. Kopchuk ^{ac} , Irina M. Sapozhnikova ^a ,
Tamara M. Sabirova ^a , Yanxian Jin ^e, Grigory V. Zyryanov ^{ac*},
Vladimir L. Rusinov ^{ac} 

a: Institute of Chemical Engineering, Ural Federal University, Ekaterinburg 620009, Russia

b: University of Technology-Iraq, Baghdad 10066, Iraq

c: I. Ya. Postovsky Institute of Organic Synthesis, Ural Branch of the RAS, Ekaterinburg 620009, Russia

d: Ural State Forest Engineering University, Ekaterinburg 620100, Russia

e: Taizhou University, Jiaojiang, Taizhou, Zhejiang Province

* Corresponding author: g.v.zyryanov@urfu.ru

This paper belongs to a Regular Issue.

Abstract

Polyvinyl chloride (PVC) plays an important role in industry; however, due to its uncontrolled accumulation in the environment, the methods for its utilization are of high demand. Herein we wish to report an approach for the utilization of PVC via its use as a carrier for some azole-based drugs, such as 2-mercaptobenzothiazole (multi-activity drug), 4-oxo-1,4-dihydropyrazolo[5,1-c]-1,2,4-triazine-3,8-dicarboxylic acid diethyl ester (antidiabetic drug) and 5-methyl-6-nitro-7-oxo-1,2,4-triazolo[1,5-a]pyrimidinide (antiviral drug). The abovementioned approach involves the reaction between PVC and potassium or sodium salts of these azole-based drugs either in solution or under ball-milling conditions. The as-obtained PVCs modified with azole-based drugs were isolated for the first time and characterized by means of ¹H NMR-spectroscopy as well as gel-permeation chromatography (GPC).

Keywords

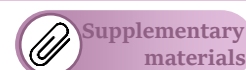
polyvinyl chloride
azole-based drugs
chemical modification
mechanosynthesis
PVC-supported drugs



Check for updates

Received: 18.03.24
Revised: 05.05.24
Accepted: 06.05.24
Available online: 20.05.24

© 2024, the Authors. This article is published in open access under the terms and conditions of the Creative Commons Attribution (CC BY) license (<http://creativecommons.org/licenses/by/4.0/>).



1. Introduction

Polyvinyl chloride (PVC) is a well-known polymer with various uses in the construction, automobile, electrical, medical, and daily goods industries [1]. As a result of using PVC in a wide variety of fields, the uncontrollable release of this polymer into the environment as scraps of various origin or microplastic has become a serious problem. Thermal treatment, such as pyrolysis, gasification or incineration, of PVC-containing waste results in energy recovery, and PVC can be used as a hydrocarbon source [2]. However, a high chlorine content in the PVC (57 wt.% [3]) posts additional drawbacks for this way of utilization. Namely, a higher temperature of heating is needed to prevent the formation of highly toxic dioxins [4], and, due to the release of acidic HCl, its absorption is required [5]. Chemical modification

of PVC via nucleophilic substitution of chlorine atoms results in its partial or complete dichlorination and, thus, can be used for the utilization of first one [6 – 8]. Along with traditional *S*-, *O*-, *N*- nucleophiles some pharmacophoric moieties can be introduced, for instance, via reaction of PVC in solution with *N*-sodium salts of pyrazoles and imidazoles [9], triazoles and tetrazoles [10] as well as *in situ* formed *S*-sodium or potassium salts of 2-mercaptobenzothiazole [11], 2-mercaptobenzimidazole [9] or 4-mercaptopyridine [12]. Several azole-appended PVCs were reported as selective ligands for metal cations, including Cu(II) [13], while in case of terpyridine-appended PVC a complexation with transition metals, such as Cd(II), Co(II), Fe(II), Mn(II), Ni(II), Zn(II) and Ru(III), was reported [14] to result in supramolecular complexes.

On the other hand, the introduction of pharmacophoric moieties into the PVC core can be used as an approach to creating so-called polymeric drugs. Polymeric drugs have several advantages over small-molecule-based ones as they can simultaneously act on multiple receptors/binding sites. And in case of receptors, which are physically not close enough, polymeric drugs can act *via* the mechanism of statistical rebinding *via* binding of the adjacent ligand of polymeric chain to the receptor after the dissociation of previously bound ligand [15]. All this makes polymeric drugs to act faster so as to provide longer and superior pharmacological effect compared with small-molecule-based drugs. In this manuscript we wish to report our attempts on mechanochemical (under solvent-free conditions in ball-milling) and/or chemical (in solution) modification of polyvinyl chloride with some azole-based drugs, such as 2-mercaptobenzothiazole (antifungal drug) [16], 4-oxo-1,4-dihydropyrazolo[5,1-c]-1,2,4-triazine-3,8-dicarboxylic acid diethyl ester (antidiabetic drug) [17] and 5-methyl-6-nitro-7-oxo-1,2,4-triazolo[1,5-a]pyrimidinide (antiviral drug) [18].

2. Experimental part

All reagents were purchased from commercial sources and used without further purification. Silica gel 60 (Kieselgel 60, 230–400 mesh) was used for the column chromatography. NMR spectra were recorded on a Bruker Avance-400 (or Bruker Avance-500) spectrometer, 298 K, digital resolution ± 0.01 ppm, using TMS as internal standard. Ball milling experiments were carried out on a Retsch PM 100 CM ball mill. Elemental analyses were performed on a PE 2400 II CHN-analyzer (Perkin Elmer). GPC measurements were performed using a chromatograph Agilent 1200 with an aerosol light scattering detector (ELSD) (Agilent technologies, USA) and a column Agilent Resipore, 300x7.5 mm – 2 pieces in series. THF (stabilized with 0.0025% BHT) was used as an eluent with a flow rate of 1 ml/min.

2.1. Preparation of azoloazine-functionalized PVCs 3,5

2.1.1. General procedure

PVC powder (0.5 g, 8 mmol chlorine content), corresponding azoloazine sodium salt (2.0 fold molar excess against Cl content) and a few drops of DMF or cyclohexanone were ball-milled in 50 mL stainless-steel milling jar with 4 stainless-steel 10 mm milling balls at 500 RPM for 4 h. The resulting precipitate was suspended in MeOH–H₂O = 2:1 (10 mL), filtered, and washed with MeOH–H₂O = 2:1 (3x10 mL). The obtained residue was dissolved in DMF (2 mL) and extruded into methanol (50 mL) from a syringe. The obtained suspension was filtered off, washed with methanol and dried in air for 24 h.

2.1.2. Polymer 3

White precipitate. Yield 549 mg (79%) (degree of modification 15%). ¹H NMR (400MHz, DMF-d₇): δ (ppm) 1.67–1.85 (*m*, 2H, –CH₂–), 2.19–2.62 (*m*, 34H, –CH₂–CHCl–, –CH₂–CH(HetAr), CH₃ (HetAr)), 4.42–4.71 (*m*, 10H, –CH₂–CHCl–, –CH₂–CH(HetAr)), 7.95 (*s*, 1H, H-3 (HetAr)). $M_w = 146.4$ kDa, $M_n = 104.7$ kDa, PDI = 1.4.

2.1.3. Polymer 5

White precipitate. Yield 433 mg (49%) (degree of modification 20%). ¹H NMR (400MHz, DMF-d₇): δ (ppm) 1.35–1.47 (*s*, 6H, CH₃–CH₂–O–), 1.64–1.82 (*m*, 2H, –CH₂–), 2.19–2.60 (*m*, 20H, –CH₂–CHCl–, –CH₂–CH(HetAr)), 3.15 (*s*, 6H, CH₃–CH₂–O–), 4.32 (*s*, 4H, CH₃–CH₂–O–), 4.39–4.73 (*m*, 5H, –CH₂–CHCl–, –CH₂–CH(HetAr)), 7.95 (*s*, 1H, H-7 (HetAr)). $M_w = 114.4$ kDa, $M_n = 80.4$ kDa, PDI = 1.4.

2.1.4. Preparation of azole-functionalized PVC 7

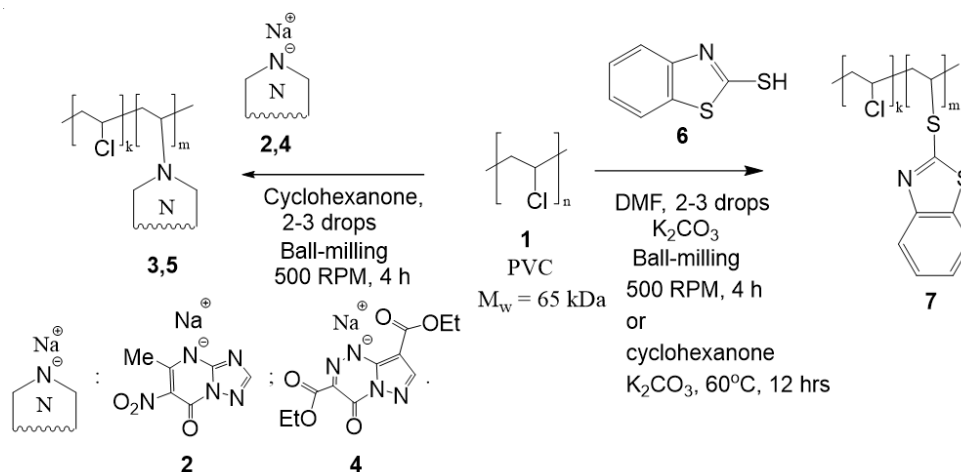
Method A. In a solution of cyclohexanone (10 mL) of PVC (0.5 g), nucleophile (25 mg, 0.15 mmol) and K₂CO₃ (20 mg, 0.15 mmol) were heated at 60 °C under Ar for 12 h. The resulting solution was cooled down and poured into a mixture of MeOH–H₂O = 2:1 (150 mL). The resulting precipitate was filtered off, washed with MeOH–H₂O = 2:1 (3x10 mL) and air-dried for 24 h. The residue was dissolved in DMF (2 mL) and extruded into methanol (50 mL) from a syringe. The obtained suspension was filtered off and dried in air for 24 h.

Method B. The procedure was carried out similar to polymers 3, 5.

White precipitate. Yield 512 mg, 94% (A) (degree of modification 4.1%), 544 mg, 90% (B) (degree of modification 6.8%). ¹H NMR (DMF-d₇, δ , ppm): 1.69–1.82 (*m*, 2H, –CH₂–), 2.19–2.60 (*m*, 42H, –CH₂–CHCl–, –CH₂–CH(HetAr)), 4.39–4.73 (*m*, 25H, –CH₂–CHCl–, –CH₂–CH(HetAr)), 6.85–6.89 (*m*, 1H, HetH), 7.02–7.06 (*m*, 1H, HetH), 7.25–7.27 (*m*, 1H, HetH), 7.37–7.39 (*m*, 1H, HetH). $M_w = 161.8$ kDa, $M_n = 114.5$ kDa, PDI = 1.4.

3. Results and Discussions

Examples of chemical modifications of PVC with azole moieties in solutions were previously reported. However, no cases of introduction of azine moieties into PVC were described. As possible substrates for such reaction two derivative of azoloazines, namely, sodium salt 2 of 5-methyl-6-nitro-7-oxo-1,2,4-triazolo[1,5-a]pyrimidinide (antiviral drug) and sodium salt 4 of 4-oxo-1,4-dihydropyrazolo[5,1-c]-1,2,4-triazine-3,8-dicarboxylic acid diethyl ester (antidiabetic drug) were utilized aiming to obtain azoloazine drug modified PVCs. As a first approach we had attempted to use the previously described methods [9, 10], namely the reaction between 2,4 and PVC in the solution of DMF or cyclohexanone in the presence of K₂CO₃. However, even after 24 h no modification of PVC was observed (Table S1).



Scheme 1 Preparation of azole-based PVC **3,5,7**.

In all the cases the unchanged PVC was isolated. A possible reason for that is a weak solubility of sodium salts **2,4** in organic solvents. On the other hand, ball milling was found to be an efficient tool for the post-modification of polymers [19, 20], and only a few examples of using ball-milling for the dichlorination/complete destruction of PVC were reported [21, 22]. Therefore, as a next step we attempted to carry out the reaction between PVC and sodium salts **2, 4** of azoloazines in the presence of K_2CO_3 as an both base source and abrasive upon ball stainless-steel milling in 50 mL milling jar with 4 stainless-steel milling balls. At the very beginning, the optimization of the reaction conditions was carried out (Table S1). Thus, no reaction was observed under ball-milling at 100–400 rpm even after 8 h, and only unreacted PVC was isolated. Meanwhile, at 500 rpm in 4 h azoloazine-modified PVCs **3,5** were obtained. In the 1H NMR the presence of azoloazine moieties was observed as one-proton singlets around 8 ppm (protons of CH fragments of azole ring) as well as hydrogen signals of substituents of azine moieties. In addition, for the both polymers **3, 5** the characteristic signals of PVC core were observed as multiplets at 4.42–4.71 ppm (CH_2CHXCH_2 ($X = Cl, Het$)). According to the 1H NMR data (Figures S1–S2) the modification degree was 15% for **3** and 20% for **5**. The modification degree was estimated from the ratio of integral intensities of substituted CHX groups ($X = Cl$ or azoloazine) of main chain of PVC versus integral intensity of peaks of protons of CH group of azoloazine substituents in 1H NMR spectra. To confirm the loading of azoloazine moieties into PVC core in polymers **3,5**, their GPC analysis was carried out. Based on the GPC data (Figures S4–S5), the M_n of polymer **3** was 104.7 kDa (PDI = 1.4) and for polymer **5** $M_n = 80.4$ kDa (PDI = 1.4), which is higher than M_n starting PVC ($M_n \sim 65$ kDa). In addition, based on the data of elemental analysis, a decrease in the Cl content as compared to starting PVC along with an increase in the content of N in the polymer samples (Tables S3–S6) takes place, and the data of elemental analysis in 3 parallels were very close to each other, which confirms the similarity of polymer composition in the whole polymer volume. In addition to azoloazines salts **2,4**, the possibility for the introduction of *in situ* formed S-potassium salt of 2-mercaptobenzothiazole (multi-activity

drug component) **6** was studied. Thus, upon heating of PVC and **6** in the solution of DMF in the presence of K_2CO_3 S-azole-substituted polymer **7** was obtained. In addition, the reaction was carried out upon ball-milling conditions. Based on the 1H NMR, depending of the time of the ball-milling process, the modification degree has varied from ca. 1% to 6.8% (Table S2, Figure S4). It is worth to mention that, according to 1H NMR (Figure S3–S4), the degree of modification was higher in case of mechanochemical approach (4.1% (solution) vs 6.8% (ball-milling)), which, possibly, indicates some advantages of mechanochemical approach over solution-based ones.

4. Limitations of solvent-assisted method

The limitations of solvent processes were the following: long reaction time and low solubility of salt forms of azole-based drugs as well as low reactivity of N-sodium salts **2,4** of azoloazines. To overcome these limitations, we carried out the reaction under the ball-milling conditions at room temperature with much shortened reaction time.

5. Conclusions

In summary, three examples of azole-based drug modified PVCs were prepared by means of the reaction between PVC and N-sodium salts **2,4** of azoloazines under mechanochemical conditions, namely ball-milling at 500 RPM for 4 h, or by means of the reaction of between PVC and *in situ* formed S-potassium salts of azole **6** in solution in the presence of K_2CO_3 upon heating or by means of ball milling of PVC and azole **6** in the presence of K_2CO_3 at 500 RPM for 4 h. The molecular weight of newly obtained polymers was confirmed by GPC analysis, and the reduce in the content of Cl was confirmed by elemental analysis. According to the 1H NMR the degree of modification of PVC has varied from 4% to 20%. So, ball-milling can be considered as an efficient tool for the introduction of azole- or azoloazine drug fragments into the commercial polymers, such as PVC. The studies of biological activities of thus obtained PVC-supported azoles/azoloazines are under way.

● Supplementary materials

This manuscript contains supplementary materials, which are available on the corresponding online page.

● Funding

The authors are grateful to the Ministry of Science and Higher Education of the Russian Federation (Agreement No. 075-15-2022-1118 dated 29.06.2022), <http://www.minobrnauki.gov.ru>.

A.F.K. is thankful to Russian Science Foundation (Grant No. 19-73-10144-P) for support (synthesis and study of polymer 2).



● Acknowledgments

This work was performed using the equipment of the Joint Use Center "Spectroscopy and Analysis of Organic Compounds" of the I. Ya. Postovsky Institute of Organic Synthesis of the Ural Branch of the Russian Academy of Sciences.

● Author contributions

Conceptualization: G.V.Z., T.M.S., Y.J., V.L.R.

Data curation: E.S.A.A., W.K.A.A., A.F.K., I.L.N., A.V.B., I.S.K., D.S.K., V.A.P., I.M.S., N.S.G., A.M.K.A.

Formal Analysis: E.S.A.A., W.K.A.A., A.F.K., I.L.N., M.I.V., A.V.B., I.S.K., D.S.K., V.A.P., I.M.S.

Funding acquisition: G.V.Z.

Investigation: E.S.A.A., W.K.A.A., A.F.K., I.L.N., A.V.B., I.S.K., D.S.K., V.A.P., I.M.S., N.S.G., A.M.K.A.

Methodology: W.K.A.A., A.F.K., I.L.N., A.V.B., I.S.K., D.S.K., V.A.P., I.M.S.

Project administration: G.V.Z., V.L.R., Y.J., T.M.S.

Resources: A.V.B., I.L.N., V.A.P.

Software: A.V.B., I.L.N., V.A.P.

Supervision: G.V.Z., V.L.R., T.M.S.

Validation: W.K.A.A., A.F.K., I.L.N., I.S.K., D.S.K., G.V.Z., V.A.P., I.M.S.

Visualization: G.V.Z.

Writing – original draft: E.S.A.A., W.K.A.A., A.F.K., I.L.N., A.V.B., I.L.N., D.S.K., V.A.P., G.V.Z., I.M.S., V.L.R., Y.J., T.M.S., N.S.G., A.M.K.A.

Writing – review & editing: E.S.A.A., W.K.A.A., A.F.K., I.L.N., A.V.B., I.L.K., D.S.K., V.A.P., G.V.Z., T.M.S., V.L.R.

● Conflict of interest

The authors declare no conflict of interest.

● Additional information

Author IDs:

Wahab K. A. Al-Ithawi, Scopus ID [57190679522](https://orcid.org/0000-0001-9142-1000);

Eman S.A. Al-Al-Sammarrayi, Scopus ID [56921998200](https://orcid.org/0000-0001-9142-1000);

Albert F. Khasanov, Scopus ID [55763944400](https://orcid.org/0000-0001-9142-1000);

Artem V. Baklykov, Scopus ID [57205549944](https://orcid.org/0000-0001-9142-1000);

Igor S. Kovalev, Scopus ID [7102090085](https://orcid.org/0000-0001-9142-1000);

Igor L. Nikonov, Scopus ID [55910292900](https://orcid.org/0000-0001-9142-1000);

Vadim A. Platonov, Scopus ID [57359125100](https://orcid.org/0000-0001-9142-1000);

Dmitry S. Kopchuk, Scopus ID [14123383900](https://orcid.org/0000-0001-9142-1000);

Irina M. Sapozhnikova, Scopus ID [56596626400](https://orcid.org/0000-0001-9142-1000);

Vladimir L. Rusinov, Scopus ID [7006493788](https://orcid.org/0000-0001-9142-1000);

Tamara M. Sabirova, Scopus ID [6602344446](https://orcid.org/0000-0001-9142-1000);

Grigory V. Zyryanov, Scopus ID [6701496404](https://orcid.org/0000-0001-9142-1000).

Yanxian Jin, Scopus ID [35221579000](https://orcid.org/0000-0001-9142-1000).

Websites:

Ural Federal University, <https://urfu.ru/en/>;

University of Technology-Iraq, <https://uotechnology.edu.iq/>;

I. Ya. Postovsky Institute of Organic Synthesis, Ural Branch of the RAS, <https://www.iosuran.ru/>;

Ural State Forest Engineering University,

<https://usfeu.ru/>;

Taizhou University, <https://english.tzc.edu.cn/>.

References

- Keane MA, Catalytic conversion of waste plastics: focus on waste PVC. *J Chem Technol Biotechnol*. 2007;82(9):787–795. doi:[10.1002/jctb.1757](https://doi.org/10.1002/jctb.1757)
- Kumaga S, Yoshioka T. Feedstock Recycling via Waste Plastic Pyrolysis. *J Jpn Pet Inst*. 2016;59(6):243–253. doi:[10.1627/jpi.59.243](https://doi.org/10.1627/jpi.59.243)
- Xu j, Tazawa N, Kumagai S, Kameda T, Saito Y, Yoshioka T. Simultaneous recovery of high-purity copper and polyvinyl chloride from thin electric cables by plasticizer extraction and ball milling. *RSC Adv*. 2018;8(13):6893–6903. doi:[10.1039/C8RA00301G](https://doi.org/10.1039/C8RA00301G)
- Born JG, Mulder P, Louw R. Fly ash mediated reactions of phenol and monochlorophenols: oxychlorination, deep oxidation, and condensation. *Environ Sci Technol*. 1993;27(9):1849–1863. doi:[10.1021/es00046a013](https://doi.org/10.1021/es00046a013)
- Fukushima M, Wu B, Ibe H, Wakai K, Sugiyama E, Abe H, Kitagawa K, Tsuruga S, Shimura K, Ono E. Study on dechlorination technology for municipal waste plastics containing polyvinyl chloride and polyethylene terephthalate. *J Mater Cycles Waste Manage*. 2010;12(2):108–122. doi:[10.1007/s10163-010-0279-8](https://doi.org/10.1007/s10163-010-0279-8)
- Lieberzeit P, Bekchanov D, Mukhamediev M. Polyvinyl chloride modifications, properties, and applications: Review. *Polym Adv Technol*. 2022;33(6):1809–1820. doi:[10.1002/pat.5656](https://doi.org/10.1002/pat.5656)
- Moulay S. Chemical modification of poly(vinyl chloride) – Still on the run. *Prog Polym Sci*. 2010;35(3):303–331. doi:[10.1016/j.progpolymsci.2009.12.001](https://doi.org/10.1016/j.progpolymsci.2009.12.001)
- Hasan AA, Al-Mashhadani MH, Al-Dahhan WH, Yusop RM, Yousif EA. Recent Approaches to Modify Poly(vinyl chloride) Chemical Structure. *ANJS*. 2022;25(3):8–15. doi:[10.22401/ANJS.25.3.02](https://doi.org/10.22401/ANJS.25.3.02)
- Shaglaeva NS, Sultangareev RT, Zabanova EA, Lebedeva OV, Trofimova KS. Nucleophilic Substitution of Chlorine Atoms in Polyvinyl Chloride. *Russ J Appl Chem*. 2008;81(1):131–134. doi:[10.1134/S1070427208010291](https://doi.org/10.1134/S1070427208010291)
- Kruglova VA, Dobrynina LM, Vereshchagin LI. Synthesis of N-vinylazole polymers via chemical modification of poly(vinylhalides). *Polym Sci Ser A*. 2007;49(4):407–411. doi:[10.1134/S0965545X07040074](https://doi.org/10.1134/S0965545X07040074)
- Martinez G, Garcia C, Guarrotxena N, Millan J. Local chain configuration dependence of the mechanisms of analogous reactions of PVC-5. Novel results on substitution reaction

- with sodium 2-mercaptobenzothiazolate. *Polymer*. 1999;40(6):1507–1514. doi:[10.1016/S0032-3861\(98\)00350-4](https://doi.org/10.1016/S0032-3861(98)00350-4)
12. Herrero M, Quéméner E, Ulvé S, Reinecke H, Mijangos C, Grohens Y. Bacterial adhesion to poly(vinyl chloride) films: effect of chemical modification and water induced surface reconstruction. *J Adhesion Sci Technol*. 2006;20(2–3):183–195. doi:[10.1163/156856106775897801](https://doi.org/10.1163/156856106775897801)
 13. Abdelaal MY, Sobahi TR. Chemical modification of PVC into polymer-supported oxazolinones and triazoles. *J Appl Polym Sci*. 2007;104(4):2304–2309. doi:[10.1002/app.25694](https://doi.org/10.1002/app.25694)
 14. Meier MR, Schubert US. Terpyridine-modified poly(vinyl chloride): possibilities for supramolecular grafting and cross-linking. *J Polym Sci A Polym Chem*. 2003;41(19):2964–2973. doi:[10.1002/pola.10881](https://doi.org/10.1002/pola.10881)
 15. Lia J, Yua F, Chena Y, Oupickya D. Polymeric drugs: Advances in the development of pharmacologically active polymers. *J Control Release*. 2015;219:369–382. doi:[10.1016/j.jcorel.2015.09.043](https://doi.org/10.1016/j.jcorel.2015.09.043)
 16. Azam MA, Suresh B. Biological Activities of 2-Mercaptobenzothiazole Derivatives: A Review. *Sci Pharm*. 2012;80(4):789–823. doi:[10.3797/scipharm.1204-27](https://doi.org/10.3797/scipharm.1204-27)
 17. Rusinov VL, Sapozhnikova IM, Bliznik AM, Chupakhin ON, Charushin VN, Spasov AA, Vassiliev PM, Kuznetsova VA, Rashchenko AI, Babkov DA. Synthesis and Evaluation of Novel [1,2,4]Triazolo[5,1-c][1,2,4]-triazines and Pyrazolo[5,1-c][1,2,4]triazines as Potential Antidiabetic Agents. *Arch Pharm Chem Life Sci*. 2017;350(5):e1600361. doi:[10.1002/ardp.201600361](https://doi.org/10.1002/ardp.201600361)
 18. Baklykov AV, Tumashov AA, Kotovskaya SK, Ulomsky EN, Rusinov GL, Rusinov VL, Artem'ev GA, Kopchuk DS, Charushin VN. Method of determination of 5-methyl-6-nitro-7-oxo-1,2,4-triazolo[1,5-a]pyrimidinide l-argininy - the active component of drug «triazid» by HPLC method. *Drug Dev Reg-ist*. 2018;2(23):78–83.
 19. Lee JW, Park J, Lee J, Park S, Kim JG, Kim BS. Solvent-Free Mechanochemical Post-Polymerization Modification of Ionic Polymers. *ChemSusChem*. 2021;14(18):3801–3805. doi:[10.1002/cssc.202101131](https://doi.org/10.1002/cssc.202101131)
 20. Ohn N, Kim JG. Mechanochemical Post-Polymerization Modification: Solvent-Free Solid-State Synthesis of Functional Polymers. *ACS Macro Lett*. 2018;7(5):561–565. doi:[10.1021/acsmacrolett.8b00171](https://doi.org/10.1021/acsmacrolett.8b00171)
 21. Choudhury N, Kim A, Kim M, Kim BS. Mechanochemical Degradation of Poly (vinyl chloride) into Nontoxic Water-Soluble Products via Sequential Dechlorination, Heterolytic Oxirane Ring-Opening, and Hydrolysis. *Adv Mater*. 2023;35(33):2304113. doi:[10.1002/adma.202304113](https://doi.org/10.1002/adma.202304113)
 22. Kameda T, Ono M, Grause G, Mizoguchi T, Yoshioka T. Ball mill-assisted dechlorination of flexible and rigid poly (vinyl chloride) in NaOH/EG solution. *Ind Eng Chem Res*. 2008;47(22):8619–8624. doi:[10.1021/ie8006819](https://doi.org/10.1021/ie8006819)